

Analysis of the Level of Political Participation of the *Kenduri Cinta* Community in Jakarta

Eka Rahayu¹, Nurwahidin², Chotib³

Middle East and Islamic Regional Studies, Sekolah Kajian Strategis dan Global, Universitas Indonesia,
Indonesia^{1,2,3}

Email: erahayu1991@gmail.com¹, nurwahidin@ui.ac.id², chotib@hotmail.com³

Keywords

*Political Participation, Urban
Sufism, Kenduri Cinta.*

ABSTRACT

This research was conducted to determine the level of political participation of the *Kenduri Cinta* community as an urban Sufism community in DKI Jakarta. The method used in this research is a quantitative method by distributing questionnaires to the *Kenduri Cinta* community who were selected by purposive sampling. The independent variables used in this research are political concern; political motivation; political situation and environment; political education; and political orientation. This study explains how these independent variables affect the political participation of the *Kenduri Cinta* community. The 503 questionnaires obtained were processed by the SPSS application version 25. The Principal Component Analysis method was used in multiple linear regression to analyse how independent variables affect their political participation. The F test result shows that all independent variables simultaneously affect the level of political participation of the *Kenduri Cinta* community. Meanwhile, the t test result shows that four independent variables are significant and three of them have positive regression coefficients. Interestingly, political motivation has a negative regression coefficient even though it is significant. This means the higher their political motivation, the lower their political participation.

INTRODUCTION

Political participation has become one of the objects that are widely researched, using both qualitative and quantitative method. Some research on political participation is linked to gender, education level, economic level, and social media. According to Adam (2018) paper which explains factors affecting women's participation in local councils in Puntland, Somalia. Adam mentioned that Puntland women tend to be marginalized and underrepresented in politics and decision-making. Cultural factors are the biggest barrier for Puntland women to participate directly at council level (Pratama 2020). Even 90% of respondents expressed objection to nominating women as representatives of clans for the council.

Saeed, et al (2019) examined women's political participation in Dir Upper District, Khyber Pakhtunkhwa, Pakistan. They found that voting by female voters in the Pakhtun population of Khyber Pakhtunkhwa, particularly in Upper Dir District is considered as a sin, controvert to local tradition, and provoke legal consequences. Patriarchal culture, misogynistic behavior, gender norms, stigma and shame, fear of victimization, and lack of support and facilities from governments and political parties have significant associations with women's participation (Almond et al., 2015; Finlay et al., 2019).

In the other hand, McCollum (2021) studied the level of political participation by interviewing 63 adolescents in elementary and secondary schools in Vancouver, Canada, as well as in high socio-economic areas. The result shows that in a social context, participation is more likely to be found in

higher educated youth. However, higher education had no effect on the level of political participation (Dinesen et al. 2022; Yani et al., 2022).

Meanwhile, Juliani, et al (2021) examined the development of social class constituencies to participate in political activities in Banda Aceh and Meulaboh. They found that the increased levels of political participation in both cities were partly affected by politics of identity used by beginners in their campaigns. Social class also had an impact on high political commitment in 2019. Variations in political participation among these social classes include religious factors, education and economic level, culture, and trust and recognition of the government (Valencia Caicedo et al., 2023; Siriban,2023).

Political participation has also been studied in relation to youth generation. Kitanova (2020) explains the factors affecting youth political participation in the European Union (EU) using data survey in 28 countries of EU. The findings suggest that socio-demographic factors are crucial to youth's political participation, while the level of political participation itself depends on the context. The results of regression analysis show that democratic maturity influences the patterns of political participation among youth in the EU. The results also showed a variation in youth political participation; in countries that are economically more stable, youth are more likely to participate (Weinschenk et al., 2021; Saud et al. 2023).

Badaru and Adu (2021) also studied the phenomenon of low political participation of young generation in post-apartheid South Africa. The study took 372 samples of university students through a random-sampling technique. The results showed a high level of political awareness (99.4%) and a high level of knowledge of the importance of parliament and the national constitution (99.1%). However, respondents' political participation was below average (49.2%). They found that political participation in the form of voting was relatively low, despite respondents' high political awareness.

Another factor that was also studied in relation to political participation was social media. Alarqan (2020) examined the relationship between social media, political efficacy, and political participation of Al-Bayt University students in Jordan. Alarqan used quantitative methods by distributing questionnaires to 495 students. The results showed a positive correlation between social media, political efficacy, and political participation. The model obtained is that social media has positive implications toward political efficacy and political participation, while political participation has positive implications toward political efficacy (Xiu et al., 2022; Anaman et al. 2023; Saud et al., 2023).

Yang, et al (2020) conducted a survey of 3,810 college students in the US after the 2016 election. They found that the use of Facebook has a slightly negative effect on US college students' political participation, both online and offline. Facebook turned out to be positively correlated as a political tool, not for the purpose of political participation. Facebook used by political participants/candidates is far more important and positive than Facebook used for participating in politics .

On the other hand, Lee (2021) also examined the relationship between the use of podcasts and the political participation of their users. The study was conducted using an online survey to 734 news podcast users in South Korea. Lee found that there was no significant influence between podcast users and non-users with their political participation. However, the news or issues broadcast online was a positive predictor of participation, both online and offline. Lee concluded that political discussion has a significant role in mobilizing political participation.

Other than various variables and research subjects above, political participation is particularly an interesting object to be studied on a religious community. This study focused on political participation of Kenduri Cinta community, as an urban Sufism community in Jakarta city. Variables used in this research are political concern; political motivation; political situation and environment; political education; and political orientation. There is an interesting aspect of the Kenduri Cinta community which is their nationalism as the implementation of Sufistic values taught (Akmaliyah, 2017; Novendra, (Akmaliyah, 2017; Novendra 2018). Kenduri Cinta has become a place for people in Jakarta to fill their spiritual emptiness and convey their aspirations as Indonesia citizens.

Neo-Sufism or contemporary Sufism has developed along with renewal in Islamic world (Muvid 2020). That includes spiritual revolution; the key to achieve true happiness; the answer to the problems of modern society; the spiritual medicine of millennial society; and become a tool for living more active and optimistic (Hanafi 2019; Ulum 2020). Neo-Sufism also has their characteristic, such as the unity of the external (physical) and mental (spiritual) elements; concern of *dunya*; integration with society; and nationalism. This characteristic can be found in the Kenduri Cinta community.

Kenduri Cinta community is aware of the situation of their country, so they express their concern by having political discussion at their monthly forum. Their concern includes the prosperity and law enforcement for they believe in justice has to be enforced by the government in order to protect their people. They also somehow discuss about the impact of government policies toward people and the democratic system in Indonesia. Therefore, Kenduri Cinta is not merely a religious community, but also a social community that concern and participate in discussing the future of their country. This urban Sufism community has become a forum for people in metropolitan city of Jakarta to raise their voice regarding political matter.

Kenduri Cinta which philosophically refers to the Sufism view of Cak Nun, has become an oasis in the midst of the hustle and bustle of life in the city of Jakarta. Kenduri Cinta community member attend the monthly forum at Taman Ismail Marzuki to recharge their spiritual energy after working for pursuing their needs of *dunya*. Through contemplation and discussion facilitated by the speakers, the Kenduri Cinta forum creates a space for them to get an enlightenment and new perspectives. Kenduri Cinta also facilitates political discussions as a form of nationalism which also an implementation of their Sufism philosophy.

METHODS

This scientific research conducted a survey method by distributing questionnaires using purposive sampling, which is a technique with certain considerations (Sugiono 2018). Respondents selected are over 17 year-old because they get the right to vote, as one of the most basic forms of political participation. There are demographic data section and 77 statements in the questionnaire that have been tested for the validity and reliability. The statement lists consist 9 statements of political concern; 11 statements of political motivation; 7 statements of political situation and environment; 7 statements of political motivation; 25 statements of political orientation; and 18 statements of political participation. Respondents were provided with four options for each statement to avoid neutral answers, so it shows the tendency of each variable.

The questionnaires were distributed at the June 15, 2023 edition of the Kenduri Cinta forum at Taman Ismail Marzuki, Cikini, Menteng, Central Jakarta. From 615 questionnaires distributed to respondents, 503 questionnaires were filtered to meet the criteria for data input according to the coding value: 1 for Disagree; 2 for Slightly Disagree; 3 for Agree; and 4 for Strongly Agree. The coded data then analysed using SPSS application version 25. Researchers use the Principal Component Analysis to determine the influence of independent variables on dependent variables, both partially and globally.

RESULTS

Demographic Characteristics of Respondents

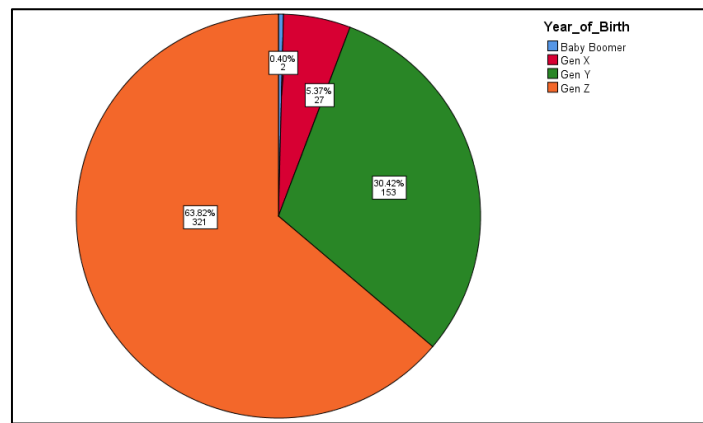


Figure 1. Year of birth

Source: Data Survey by the Author

In the analysis of respondents' year of birth, it shows that the majority of the sample (321/63.82%) were the generation born between 1995 to 2010 or commonly called Generation Z (Internet Generation). While 30.42% (153 people) are respondents born between 1981 to 1994 or called Generation Y (Millennial Generation). The remaining 5.37% (27 people) are generation X (born 1965 to 1980) and 0.4% (2 people) are *Baby Boomers* (born 1946 to 1964). The classification of generations is based on the Theory of Generation by Graeme Codrington and Sue Grant-Marshall (2004).

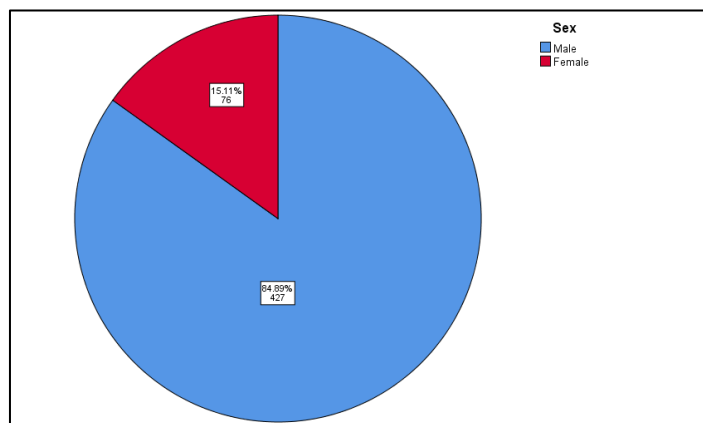


Figure 2. Sex

Source: Data Survey by the Author

Based on sex, the sample of Kenduri Cinta community is dominated by 427 male respondents (84.89%), while the remaining 15.11% (76 people) are female respondents. One of the factors that give impact to the number of the female member is the time of the dialogue that held at night until early morning. This can be an obstacle for the female member to attend the forum due to safety and comfort.

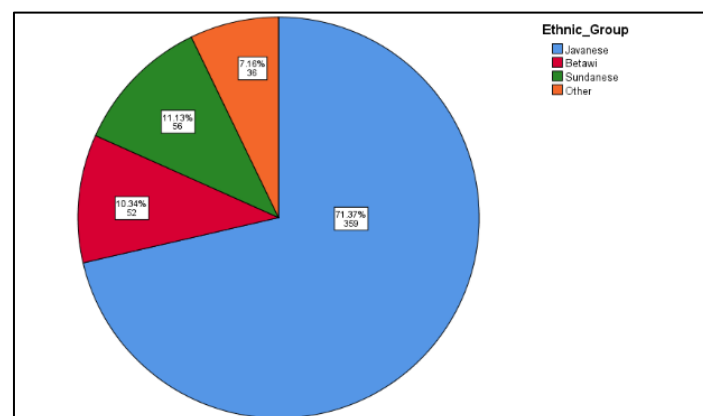


Figure 3. Ethnic Group

Source: Data Survey by the Author

Respondents were dominated by 359 Javanese (71.37%). There are also other ethnicity group, such as Sundanese (56/11.13%) and Betawi (52/10.34%). While the remaining 36 people (7.16%) came from other ethnic group, including Madura, Batak, and Minang. The majority of Javanese ethnic group is a reflection of the majority of ethnicity in Indonesia. In addition, it is also due to urbanization factors, where residents of villages and small towns on the island of Java migrate to city of Jakarta to pursue higher education and/or find work.

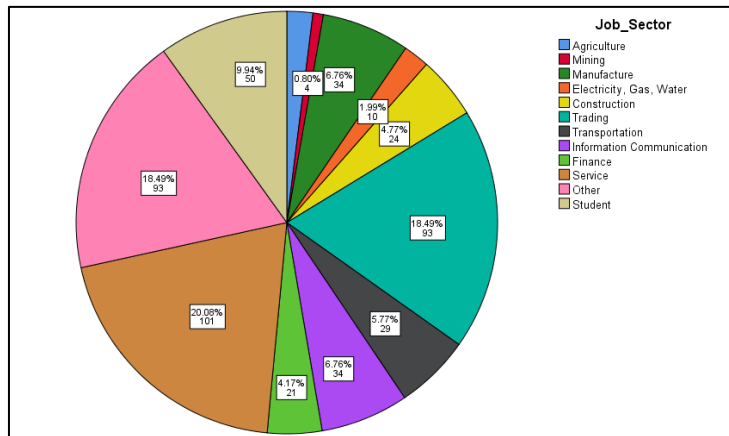


Figure 4. Job Sector

Source: Data Survey by the Author

The respondents' job sector is dominated by 101 respondents work in service sector (20.08%). Then followed by the trade sector and other sector that with equal percentage at 18.49% (93 people). This classification of work is considered less effective to describe the job characteristic of the respondents. Respondents tend to be hesitant to choose the right sector for their line of work, so there are some respondents who wrote their jobs in the "Other" option.

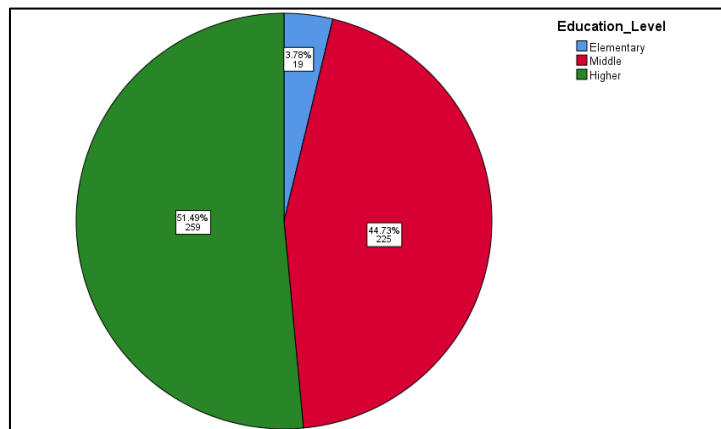


Figure 5. Education Level

Source: Data Survey by the Author

Based on the education level, 19 respondents (3.78%) have basic education level (elementary and junior high school/equivalent). While 44.73% (225 people) have middle education level (senior high school/equivalent). Majority of respondents, which is 51.49% (259 people) have higher education level (D-I/D-II/D-III/D-IV, S1, and S2). Respondents with higher level of education are dominated by Generation Y and Generation Z. Both generations tend to be highly educated. One possible reason is educational reform which regulated in the following constitution, *UU No. 20 Tahun 2003 tentang Sistem Pendidikan Nasional* and *PP Nomor 47 Tahun 2008 tentang Wajib Belajar*.

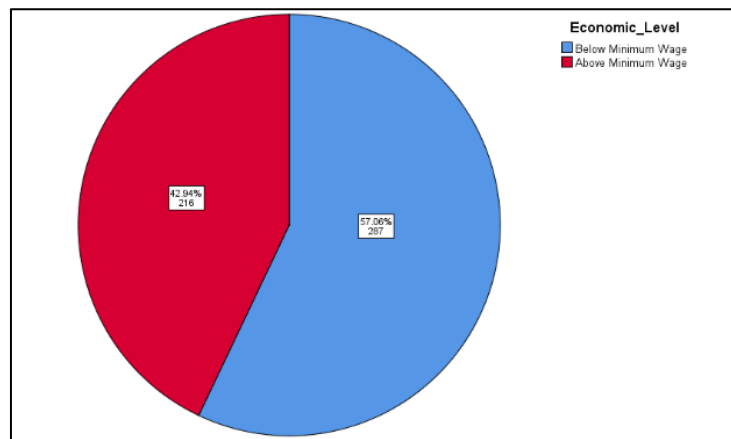


Figure 6. Economic Level

Source: Data Survey by the Author

The majority of respondents, 57.06% (287 respondents) earn an average monthly income below minimum wage of Jakarta. While the rest of 42.94% (216 people) earn an average monthly income above minimum wage of Jakarta. In 2023, minimum wage of Jakarta is Rp 4,901,798,-. This means most people who live in Jakarta, can't meet thier needs properly.

Regression Analysis Results

Table 1

Coefficients					
Type	Unstandardized Coefficients		Standardized Coefficients	t	Sig.
	B	Std. Error	Beta		
1 (Constant)	3.329E-17	0,033		0,000	1,000
Z_KP	0,621	0,042	0,621	14,888	0,000
Z_MP	-0,102	0,042	-0,102	-2,431	0,015
Z_SLP	-0,061	0,051	-0,061	-1,203	0,230
Z_PDP	0,100	0,050	0,100	2,006	0,045
Z_OP	0,201	0,050	0,201	3,993	0,000

a. Dependent Variable: Z_PP

Source: Data Survey by the Author

From the significance column (Sig.) of the table above are shown four significant independent variables ($\alpha < 0.05$), which are Z_KP (Political Concern) 0.000; Z_MP (Political Motivation) 0.015; Z_PDP (Political Education) 0.045; and Z_OP (Political Orientation) 0.000. There is one insignificant independent variable, which is the Z_SLP (Political Situation and Environment) 0.230 ($\alpha > 0.05$).

The regression coefficient in column B shows that three of the significant independent variables are positive, Z_KP (Political Concern), Z_PDP (Political Education), and Z_OP (Political Orientation). This means that the higher their political concern, political motivation, and political orientation, the higher their political participation. However, the regression coefficient of Z_MP (Political Motivation) is negative. It means that the higher their political motivation, the lower their political participation. From the model above, the regression equation can be formed as follows:

$$PP = B_0 + B_1 \cdot Z_KP + B_2 \cdot Z_MP + B_3 \cdot Z_SLP + B_4 \cdot Z_PDP + B_5 \cdot Z_OP$$

$$= 3,329 \cdot 10^{-17} + 0.621 \cdot Z_KP + (-0.102 \cdot Z_MP) + (-0.061 \cdot Z_SLP) + 0.100 \cdot Z_PDP + 0.201 \cdot Z_OP$$

PP : Political Participation

B₀ : Constant

B ₁ , B ₂ , B ₃ , B ₄ , B ₅	:	Regression coefficient
Z _{KP}	:	Political Concern
Z _{MP}	:	Political Motivation
Z _{SLP}	:	Political Situation and Environment
Z _{PDP}	:	Political Education
Z _{OP}	:	Political orientation

Table 2

Model Summary

Type	R	R Square	Adjusted R Square	Std. Error of the Estimate
1	.684a	0,468	0,463	0,73272
a. Predictors: (Constant), Z _{OP} , Z _{KP} , Z _{MP} , Z _{PDP} , Z _{SLP}				

Source: Data Survey by the Author

In the model above, the value of $R^2 = 46.8\%$ (0.468) which means that all independent variables (political concern, political motivation, political situation and environment, political education, and political orientation) simultaneously able to explain the variation of political participation by 46.8%. Meanwhile, another 53.2% can be explained by other variables outside the model.

Table 3

ANOVA

Type	Sum of Squares	Df	Mean Square	F	Sig.	
1	Regression	235,170	5	47,034	87,606	.000b
	Residuals	266,830	497	0,537		
	Total	502,000	502			
a. Dependent Variable: Z _{PP}						
b. Predictors: (Constant), Z _{OP} , Z _{KP} , Z _{MP} , Z _{PDP} , Z _{SLP}						

Source: Data Survey by the Author

In the global test table above, a significance value of 0.000 ($\alpha < 0.05$) means that all independent variables together are significant to the level of political participation. With a calculated F value of 87.606 which is higher than the table F value (2.23) means that all independent variables (political concern, political motivation, political situation and environment, political education, and political orientation) simultaneously affect the dependent variable (political participation).

CONCLUSION

This research shows that the Kenduri Cinta community, demographically are dominated by Generation Z, men, Javanese, highly educated, and have a monthly income below Jakarta's minimum wage. Regression analysis shows that all of independent variable have significant impact on the political participation of the Kenduri Cinta community, which explain the variation by 46.8%. In the partial test, there are four out of five independent variables which are significant (political concern, political motivation, political education, and political orientation). Even though the political motivation variable is significant, the regression coefficient is negative, which indicates that the higher their political motivation, the lower their political participation. This conclusion provides a comprehensive picture of the demographic characteristic of the Kenduri Cinta community and the factors which affect their political participation level.

REFERENCES

- Adam AO, Muturi W, Samantar MS. 2018. Factors influencing women participation in local councils in Puntland State of Somalia: A case of Galkacyo District. *International Journal of Contemporary Applied Researches*. 5(8):66–85.
- Akmaliyah N. 2017. Dampak Ajaran Spiritual Emha Ainun Najib Dalam Jamaah Maiyah. *Skripsi, UIN Sunan Ampel, Surabaya*.
- Alarqan A. 2020. Impact of social media and political participation on political efficacy of political science students of Al al-Bayt University. *International Journal of Innovation, Creativity and Change*. 14(8):295–307.
- Almond GA, Verba S. 2015. *The civic culture: Political attitudes and democracy in five nations*. Princeton university press.
- Anaman G, Allor P, Kuffuor O. 2023. International remittances and political participation in Ghana. *Sci Afr*. 22.doi:10.1016/J.SCIAF.2023.E01941.
- Badaru KA, Adu EO. 2021. The Political Awareness and Participation of University Students in Post-Apartheid South Africa. *Research in Social Sciences and Technology*. 6(3):1–24.doi:10.46303/ressat.2021.22.
- Dinesen PT, Andersen RF. 2022. The (Re)socialization of participatory political culture: Immigrants' political participation between their contemporary country and their ancestral country. *Polit Geogr*. 98.doi:10.1016/J.POLGEO.2022.102650.
- Finlay R, Hopkins P. 2019. Young Muslim women's political participation in Scotland: Exploring the intersections of gender, religion, class and place. *Polit Geogr*. 74:102046.doi:10.1016/J.POLGEO.2019.102046.
- Hanafi A. 2019. Pemikiran Tasawuf Menurut Emha Ainun Nadjib .
- Juliana R, Juliani R, Nurkhalis N. 2021. The Development of the Constituent Social Class as Political Participation in Banda Aceh and Meulaboh. *Community: Pengawas Dinamika Sosial*. 7(1):15–25.doi:10.35308/jcpds.v7i1.3625.
- Kitanova M. 2020. Youth political participation in the EU: evidence from a cross-national analysis. *J Youth Stud*. 23(7):819–836.doi:10.1080/13676261.2019.1636951.
- Lee C. 2021. News podcast usage in promoting political participation in Korea. *Athens Journal of Mass Media and Communications*. 7(2):107–120.
- McCollum ET. 2021. Cultivated Participation: Looking Closer at the Relationship Between Education and Participation 1. Di dalam: *Sociological Forum*. Vol. 36. Wiley Online Library. hlm. 1049–1070.
- Muvid MB. 2020. *Tasawuf Kontemporer*. Amzah.
- Novendra MV. 2018. Konsep Etika Sufistik Dalam Perspektif Emha Ainun Nadjib. *Skripsi: UIN Sunan Ampel Surabaya*.
- Paul N, DeHart JL. 2020. Social Media Use, Political Participation, and Civic Engagement in Election 2016. *The Journal of Social Media in Society*. 9(2):275–305.
- Pratama RK. 2020. Cak Nun, Maiyah, and Fandom: Participatory Culture Perspective. *Journal of Advanced Research in Social Sciences*. 3(4):22–30.doi:10.33422/jarss.v3i4.532.
- Saeed M, Ullah M, Alam H. 2019. Women's perceptions of factors barring their political participation in Khyber Pakhtunkhwa: A case study of district Dir Upper. *Pakistan Journal of Women's Studies= Alam-e-Niswan= Alam-i Nisvan*. 26(1):73–94.
- Saud M, Ida R, Mashud M, Yousaf FN, Ashfaq A. 2023. Cultural dynamics of digital space: Democracy, civic engagement and youth participation in virtual spheres. *International Journal of Intercultural Relations*. 97.doi:10.1016/J.IJINTREL.2023.101904.
- Siriban CIS. 2023 Des 1. Kinship ties and female political participation: The case of Philippine mayors. *Eur J Polit Econ*..doi:10.1016/J.EJPOLECO.2023.102419.
- Sugiono. 2018. Metode Penelitian Kuantitatif.

- Ulum M. 2020. Pendekatan Studi Islam: Sejarah Awal Perkenalan Islam dengan Tasawuf. *Al-Mada: Jurnal Agama, Sosial, Dan Budaya*. 3(2):203–217.
- Valencia Caicedo F, Dohmen T, Pondorfer A. 2023. Religion and cooperation across the globe. *J Econ Behav Organ*. 215:479–489.doi:10.1016/J.JEBO.2023.09.025.
- Weinschenk AC, Dawes CT, Oskarsson S, Klemmensen R, Nørgaard AS. 2021. The relationship between political attitudes and political participation: Evidence from monozygotic twins in the United States, Sweden, Germany, and Denmark. *Elect Stud*. 69.doi:10.1016/J.ELECTSTUD.2020.102269.
- Xiu Z, Liu R, Yin J. 2022. Confucian merchants culture, social movement and entrepreneurs' political participation: evidence from China. *International Review of Economics and Finance*. 80:795–821.doi:10.1016/J.IREF.2022.03.004.
- Yani MT, Mahfud C, Rangga Sa'adillah SAP, Bustami MR, Maskuri, Taufiq A. 2022. Advancing the discourse of Muslim politics in Indonesia: A study on political orientation of Kiai as religious elites in Nahdlatul Ulama. *Helikon*. 8(12):e12218.doi:10.1016/J.HELIYON.2022.E12218.

Copyright holder:

Eka Rahayu, Nurwahidin, Chotib (2023)

First publication rights:

International Journal of Social Service and Research (IJSSR)

This article is licensed under:

